



Product Data

General Purpose Gauges

TRANSCAT®

Visit us at Transcat.com!

35 Vantage Point Drive // Rochester, NY 14624 // Call 1.800.800.5001

P-844U and P-845FF General Panel Mount Gauges

DESCRIPTION

Utilizing either front flanged or U-Clamp cases, these attractive panel mount gauges can be flush mounted on instrument panels, pressure test stands, steam cleaners, sterilizers, and many other types of equipment. Where a minimum of space is available the 844 U-Clamp series is more desirable. When it is desirable to mount the gauge from the front of panel, the 845 front flanged series may be specified. All models utilize a unique one piece plastic threaded ring and window which can be removed, permitting in-panel pointer adjustment. Optional stainless steel bourdon tube and socket for use where the pressure medium is corrosive to copper alloys.



Model P-844U



Model P-845FF

SPECIFICATIONS

SIZES: 2", 2-1/2", 3-1/2"

CASE:

844: Drawn steel, with studs, U-Clamp and nuts, black corrosion-resistant paint, furnished with two piece U-Clamp and nuts, zinc plated

845: Drawn steel with three hole flange, black corrosion-resistant paint

RING AND WINDOW: Threaded, polycarbonate

POINTER: Aluminum, adjustable, black finish

DIAL: Steel, white background with black markings. Utilizes the "zero band" concept where the zero graduation and numeral are replaced with a band representing the total accuracy tolerance at zero

MOVEMENT: Brass

BOURDON TUBE: Pressure ranges above 15 psi up to and including 1000 psi are phosphor bronze, soft soldered

2000 and 3000 psi are phosphor bronze, silver soldered

Vacuum and 15 psi are beryllium copper, soft soldered

CONNECTION: CBM, brass

1/8-27 NPT: 2" and 2-1/2" up to 600 psi

1/4-18 NPT: 2-1/2" 1000 psi and above and all 3-1/2"

RANGE:

V-844U, V-845FF: 30" Hg VAC

P-844U, P-845FF: 15, 30, 60, 100, 160**, 200, 300, 400**, 600, 1000*, 2000*, 3000* psi

ACCURACY: ±3-2-3% of span (Grade B)

* 2-1/2" P-844UK only ** 2", 2-1/2" only



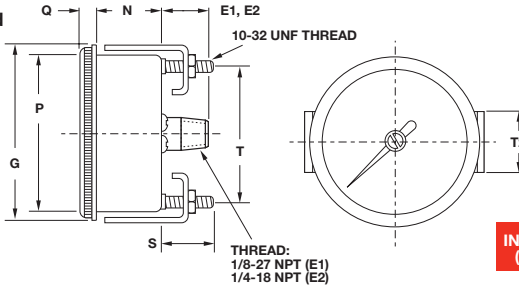


Product Data

General Purpose Gauges

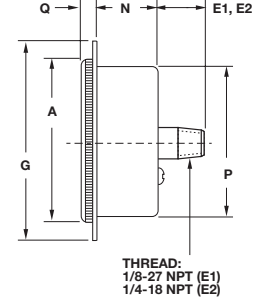
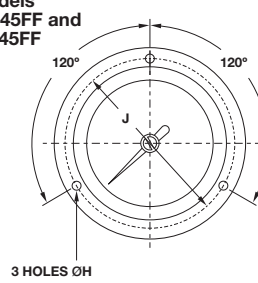
P-844U and P-845FF General Panel Mount Gauges

Models
P-844U and
V-844U



**INCHES
(MM)**

Models
P-845FF and
V-845FF



MODELS P-844U AND V-844U

DIAL SIZE	UNIT	E1	E2	G	H	P	Q	S	T	T2
2"	inches	.71	-	2.28	1.12	2.11	.24	.79	1.62	.75
	mm	18.03	-	57.91	27.69	53.85	6.10	20.57	41.15	19.05
2-1/2"	inches	.71	.77	2.81	1.12	2.56	.28	.79	2.20	.75
	mm	18.03	19.56	71.37	27.69	65.79	7.62	20.57	55.88	19.05
3-1/2"	inches	-	.78	3.94	1.09	3.64	.28	.81	3.25	.75
	mm	-	19.05	100.08	27.69	93.73	8.13	20.57	82.55	19.05

MODELS P-845FF, V-845FF

DIAL SIZE	UNIT	A	E1	E2	G	H	J	N	P	Q
2"	inches	2.25	.72	-	2.82	.156	2.562	1.12	2.11	.24
	mm	57.15	18.03	-	71.37	3.96	65.08	27.69	53.85	6.10
2-1/2"	inches	2.80	.72	-	3.52	.156	3.125	1.12	2.56	.28
	mm	71.12	18.03	-	89.66	3.96	79.38	27.69	65.79	7.1
3-1/2"	inches	3.88	-	.78	4.84	.219	4.25	1.09	3.68	.29
	mm	98.55	-	19.05	122.94	5.56	107.95	27.69	93.73	7.37

PANEL CUTOUT DIMENSIONS

DIAL SIZE	UNIT	PANEL CUTOUT
2"	inches	2.17
	mm	55.1
2-1/2"	inches	2.64
	mm	67.1
3-1/2"	inches	3.73
	mm	94.7





Product Data

General Purpose Gauges P-844U and P-845FF General Panel Mount Gauges

SPEC NUMBER SELECTION CHART

Model P-844U, V-844U

Connection	Range*	2" Spec No.	2-1/2" Spec No.	3-1/2" Spec No.
1/8-27 CBM (3-1/2" 1/4-18 NPT)	30" VAC	164415	164425	138024A
	15 psi	164416	164426	138025A
	30 psi	164417	164427	138026A
	60 psi	164418	164428	138027A
	100 psi	164419	164429	138028A
	160 psi	164420	164430	-
	200 psi	164421	164431	138029A
	300 psi	164422	164432	138030A
	400 psi	164423	164433	-
	600 psi	164424	164434	138031A
1/4-18 CBM	1000psi	-	164435	-
	2000 psi	-	164436	-
	3000 psi	-	164437	-

Model P-845FF, V-845FF

Connection	Range*	2" Spec No.	2-1/2" Spec No.	3-1/2" Spec No.
1/8-27 CBM (3-1/2" 1/4-18 NPT)	30" VAC	164439	164449	138052A
	15 psi	164440	164450	138053A
	30 psi	164441	164451	138054A
	60 psi	164442	164452	138055A
	100 psi	164443	164453	138056A
	160 psi	164444	164454	-
	200 psi	164445	164455	138057A
	300 psi	164446	164456	138058A
	400 psi	164447	164457	-
	600 psi	164448	164458	138059A

* Dual scale dials are available, please contact Customer Service at 215-257-6531

TRANSCAT

▶ Visit us at Transcat.com!

35 Vantage Point Drive // Rochester, NY 14624 // Call 1.800.800.5001

AMETEK

© 2008, by AMETEK, Inc. All rights reserved.
Printed in the U.S.A. 908PDF (160166)

ISO 9001:2000
CERTIFIED

Specifications are subject to change without notice. Visit our Web site for the most up-to-date information.