

# FieldFox S-Parameter Measurement Uncertainty

N9950A  
N9951A  
N9952A



This document is an  
addendum to the main  
FieldFox Data Sheet,

<http://literature.cdn.keysight.com/litweb/pdf/5990-9783EN.pdf>

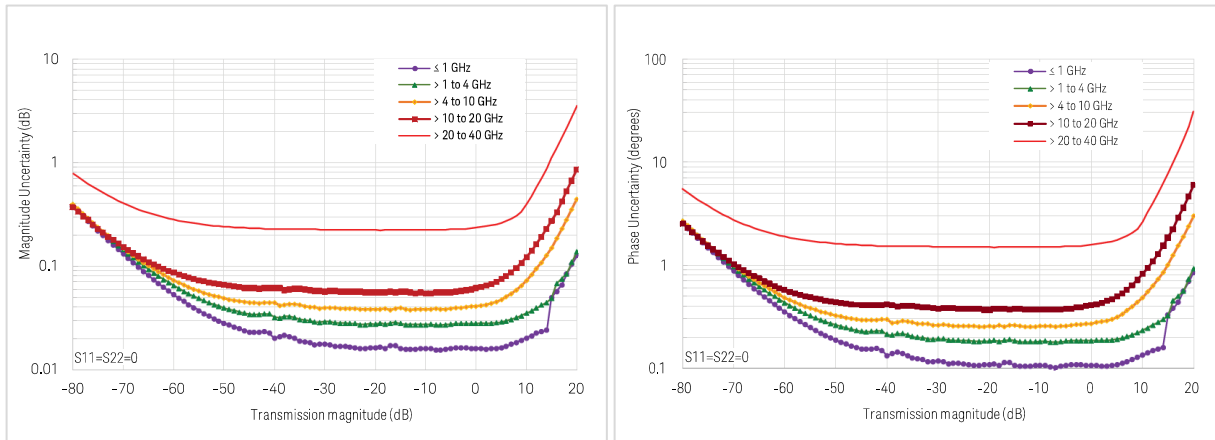


# Corrected Measurement Uncertainty for N9950A/51A/52A

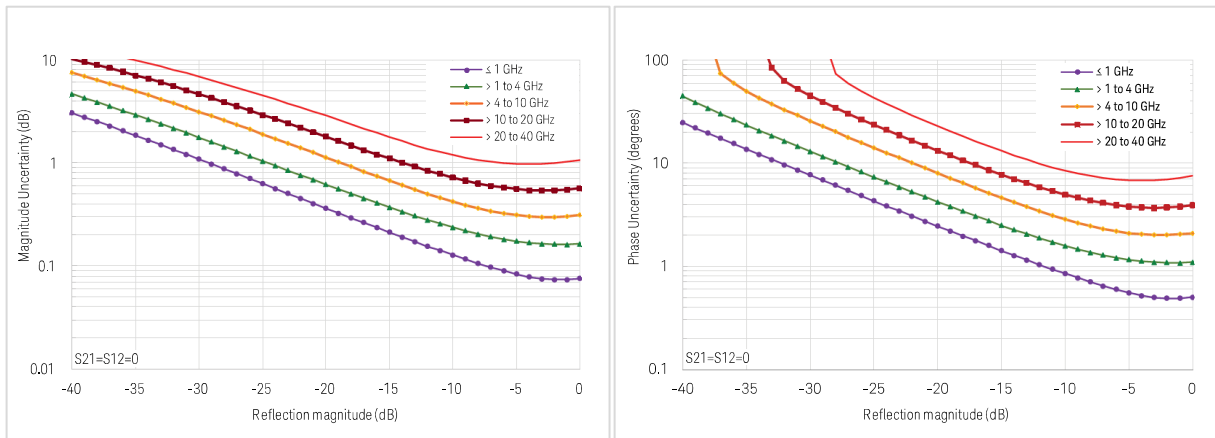
## Full 2-port calibration, 85561A 2.92 mm (f) calibration kit, specifications<sup>1</sup>

Power level of -15 dBm, 10 Hz IF bandwidth, no averaging, battery saver off, and 60-minute warm-up time. Includes uncertainties due to drift, noise, compression, and dynamic accuracy. Coverage factor of x1 applied to uncertainties, for ease of comparison with other industry handheld analyzers.

### Transmission uncertainty (S21, S12)



### Reflection uncertainty (S11, S22)



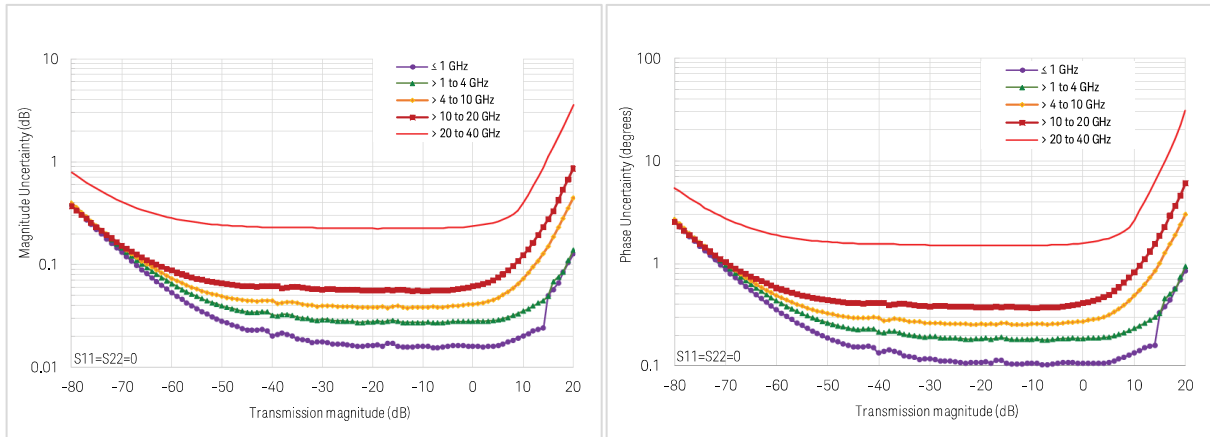
1. Uncertainty curves shown are calculated based on ISO GUM methodology.

# Corrected Measurement Uncertainty for N9950A/51A/52A (continued)

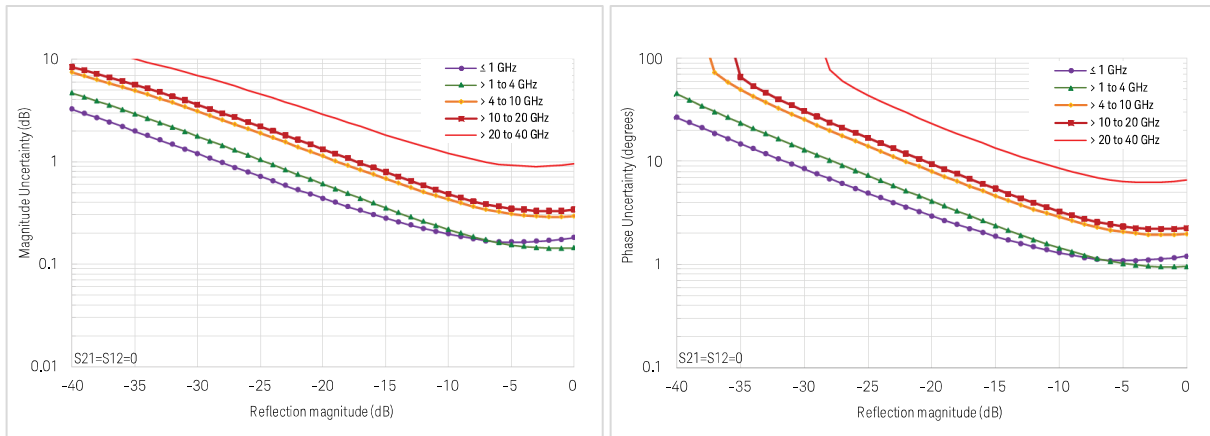
## Full 2-port calibration, 85562A 2.92 mm (m) calibration kit, specifications<sup>1</sup>

Power level of -15 dBm, 10 Hz IF bandwidth, no averaging, battery saver off, and 60-minute warm-up time. Includes uncertainties due to drift, noise, compression, and dynamic accuracy. Coverage factor of x1 applied to uncertainties, for ease of comparison with other industry handheld analyzers.

### Transmission uncertainty (S21, S12)



### Reflection uncertainty (S11, S22)



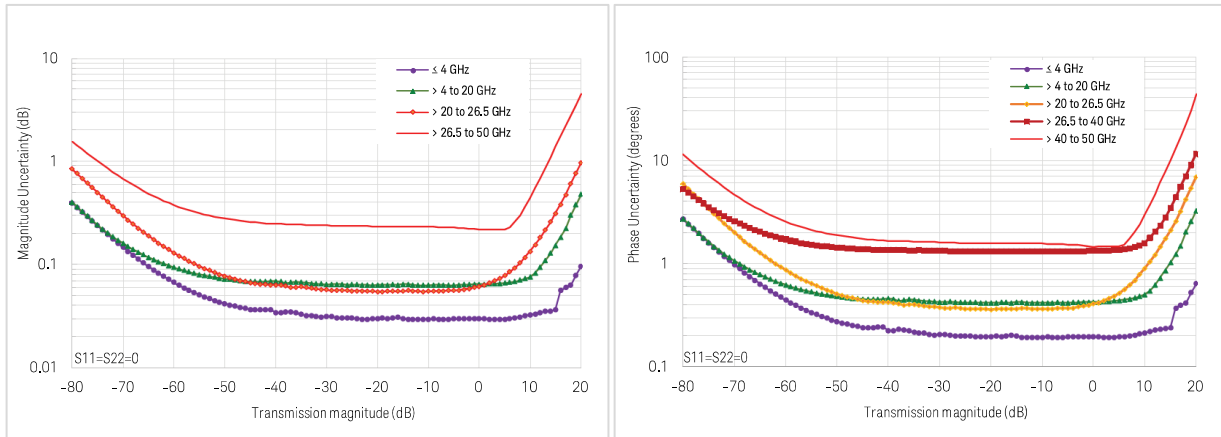
1. Uncertainty curves shown are calculated based on ISO GUM methodology.

# Corrected Measurement Uncertainty for N9950A/51A/52A (continued)

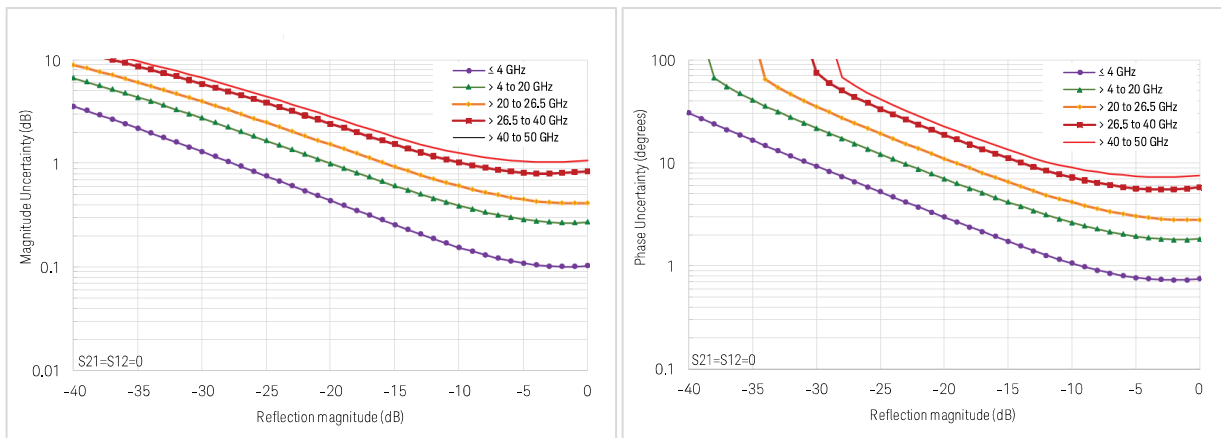
## Full 2-port calibration, 85563A 2.4 mm (f) calibration kit, specifications<sup>1</sup>

Power level of -15 dBm, 10 Hz IF bandwidth, no averaging, battery saver off, and 60-minute warm-up time. Includes uncertainties due to drift, noise, compression, and dynamic accuracy. Coverage factor of x1 applied to uncertainties, for ease of comparison with other industry handheld analyzers.

### Transmission uncertainty (S21, S12)



### Reflection uncertainty (S11, S22)



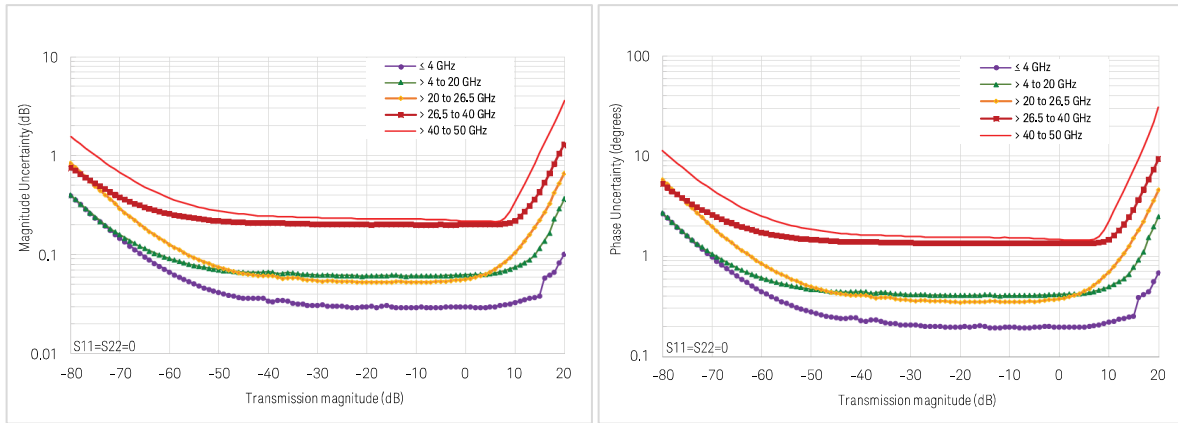
1. Uncertainty curves shown are calculated based on ISO GUM methodology.

# Corrected Measurement Uncertainty for N9950A/51A/52A

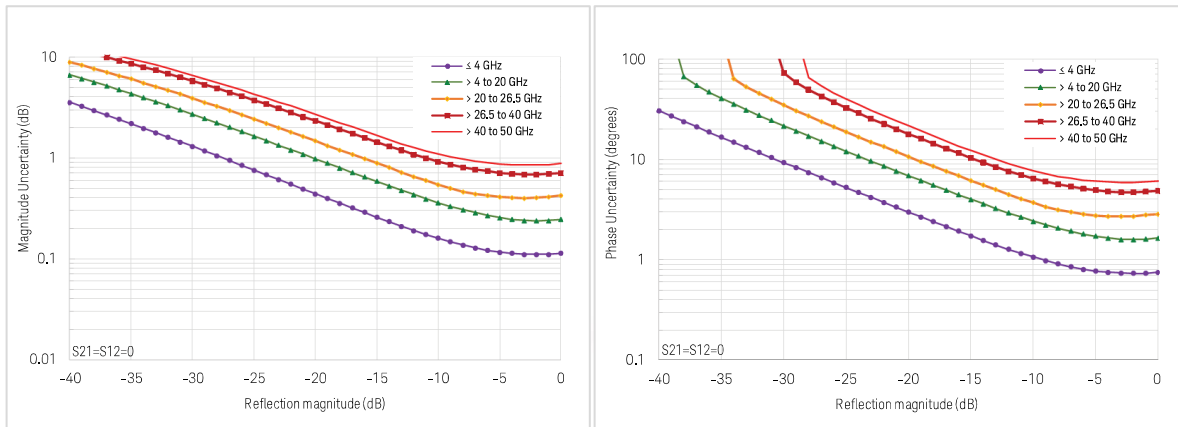
## Full 2-port calibration, 85564A 2.4 mm (m) calibration kit, specifications<sup>1</sup>

Power level of -15 dBm, 10 Hz IF bandwidth, no averaging, battery saver off, and 60-minute warm-up time. Includes uncertainties due to drift, noise, compression, and dynamic accuracy. Coverage factor of x1 applied to uncertainties, for ease of comparison with other industry handheld analyzers.

### Transmission uncertainty (S21, S12)



### Reflection uncertainty (S11, S22)



1. Uncertainty curves shown are calculated based on ISO GUM methodology.

Learn more at: [www.keysight.com](http://www.keysight.com)

For more information on Keysight Technologies' products, applications or services, please contact your local Keysight office. The complete list is available at: [www.keysight.com/find/contactus](http://www.keysight.com/find/contactus)

